

Zadaci 3

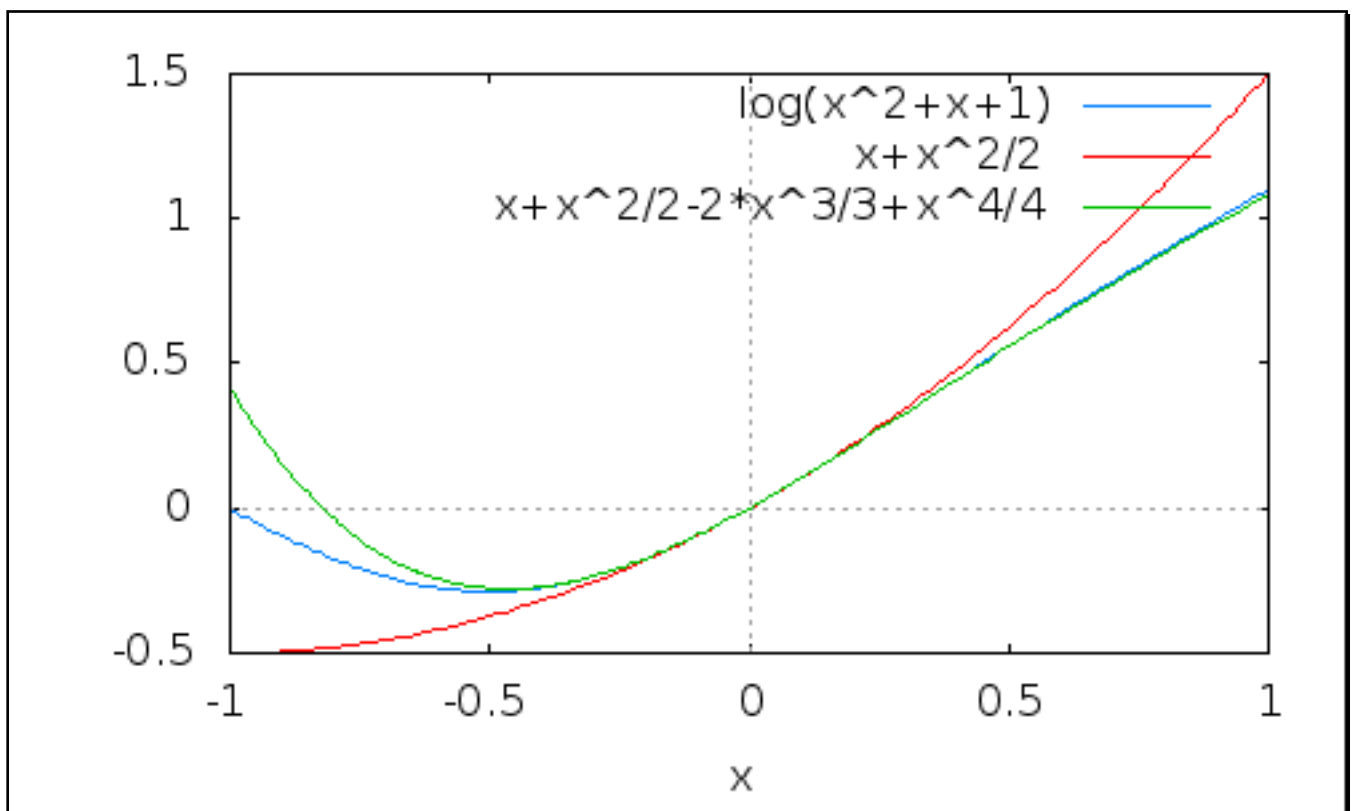
1

```
(%i1) f(x):=log(1+x+x^2);
(%o1) f(x):=log(1+x+x^2)
```

```
(%i2) r1: taylor(f(x),x,0,2);
(%o2)/T/ x + x^2/2 + ...
```

```
(%i3) r2: taylor(f(x),x,0,4);
(%o3)/T/ x + x^2/2 - 2 x^3/3 + x^4/4 + ...
```

```
(%i4) wxplot2d([f(x),r1,r2],[x,-1,1]);
(%t4)
```



(%o4)

2

```
(%i5) f(x):=log(1+sin(x));
(%o5) f(x):=log(1+sin(x))
```

```
(%i6) r: taylor(f(x),x,0,6);
```

```
(%o6)/T/ x - x^2/2 + x^3/6 - x^4/12 + x^5/24 - x^6/45 + ...
```

```
(%i7) wxplot2d([f(x),r],[x,-%pi,%pi],[y,-10,5]);
```

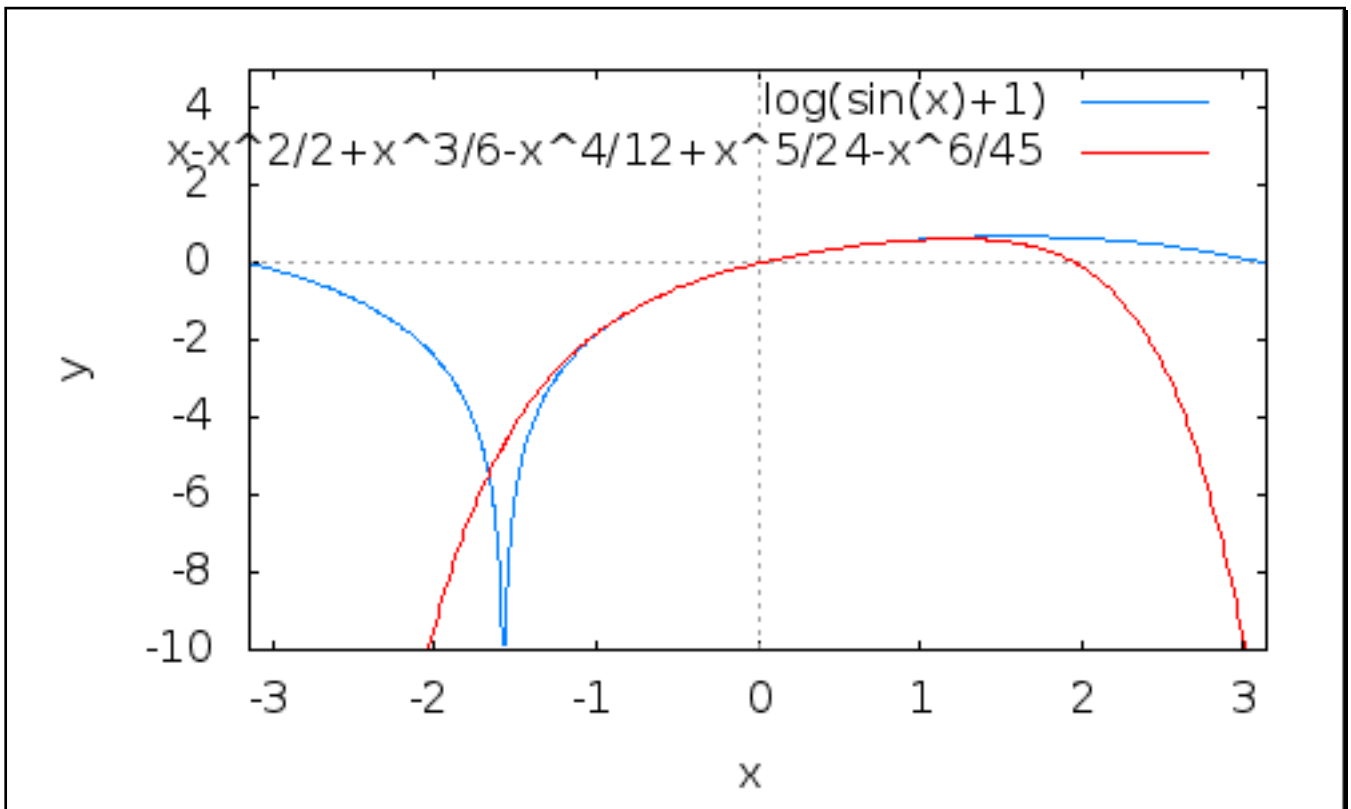
plot2d: expression evaluates to non-numeric value somewhere in plotting range.

plot2d: some values were clipped.

plot2d: expression evaluates to non-numeric value somewhere in plotting range.

plot2d: some values were clipped.

```
(%t7)
```



```
(%o7)
```

```
3
```

```
(%i8) f(x):=sqrt(x^2+1);
```

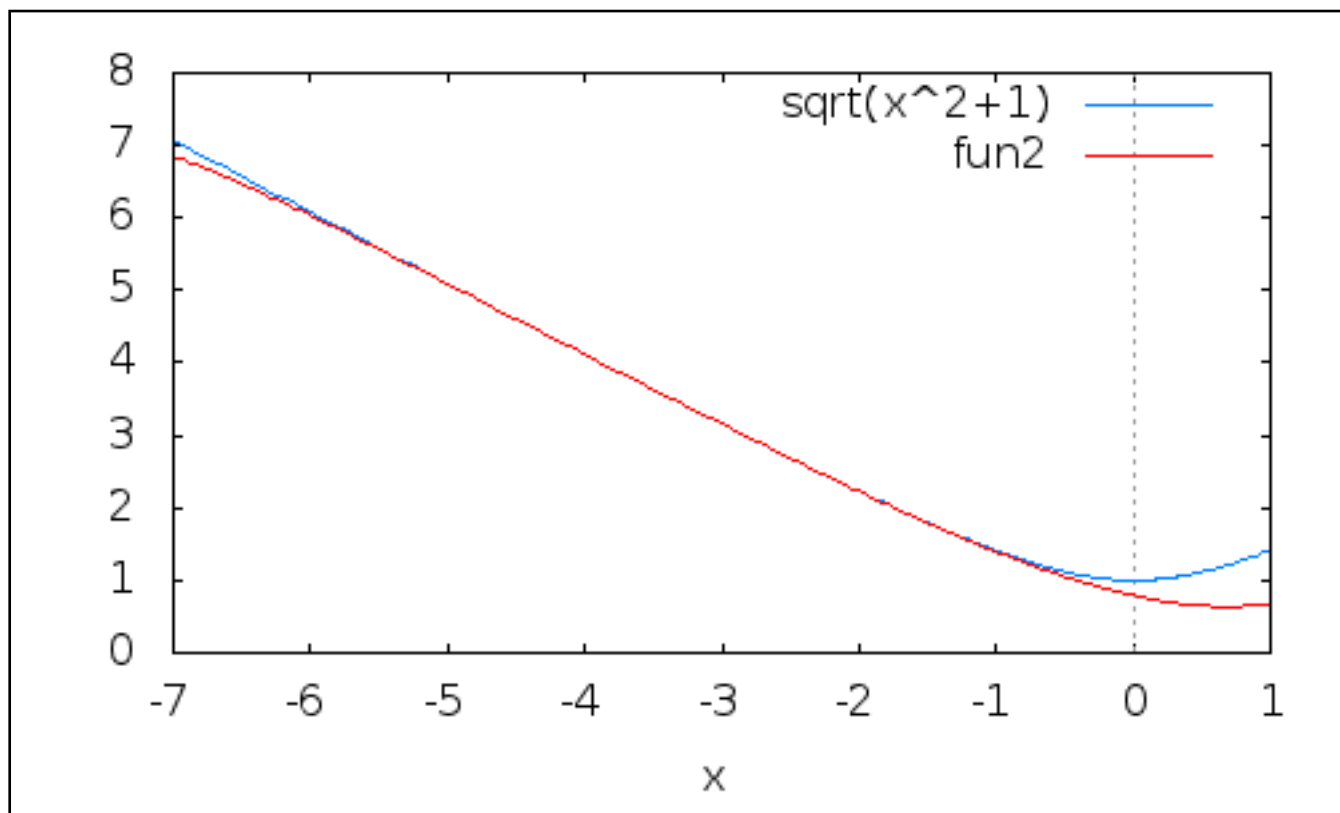
```
(%o8) f(x):=sqrt(x^2+1)
```

```
(%i9) q: taylor(f(x),x,-3,5);
```

```
(%o9)/T/ sqrt(10) - 3*sqrt(10)*(x+3)/10 + sqrt(10)*(x+3)^2/200 + 3*sqrt(10)*(x+3)^3/2000 + 7*sqrt(10)*(x+3)^4/16000 + 99*sqrt(10)*(x+3)^5/800000 + ...
```

```
(%i10) wxplot2d([f(x),q],[x,-7,1]);
```

```
(%t10)
```



```
(%o10)
```

4

```
(%i11) r: taylor(log(x),x,1,5);
```

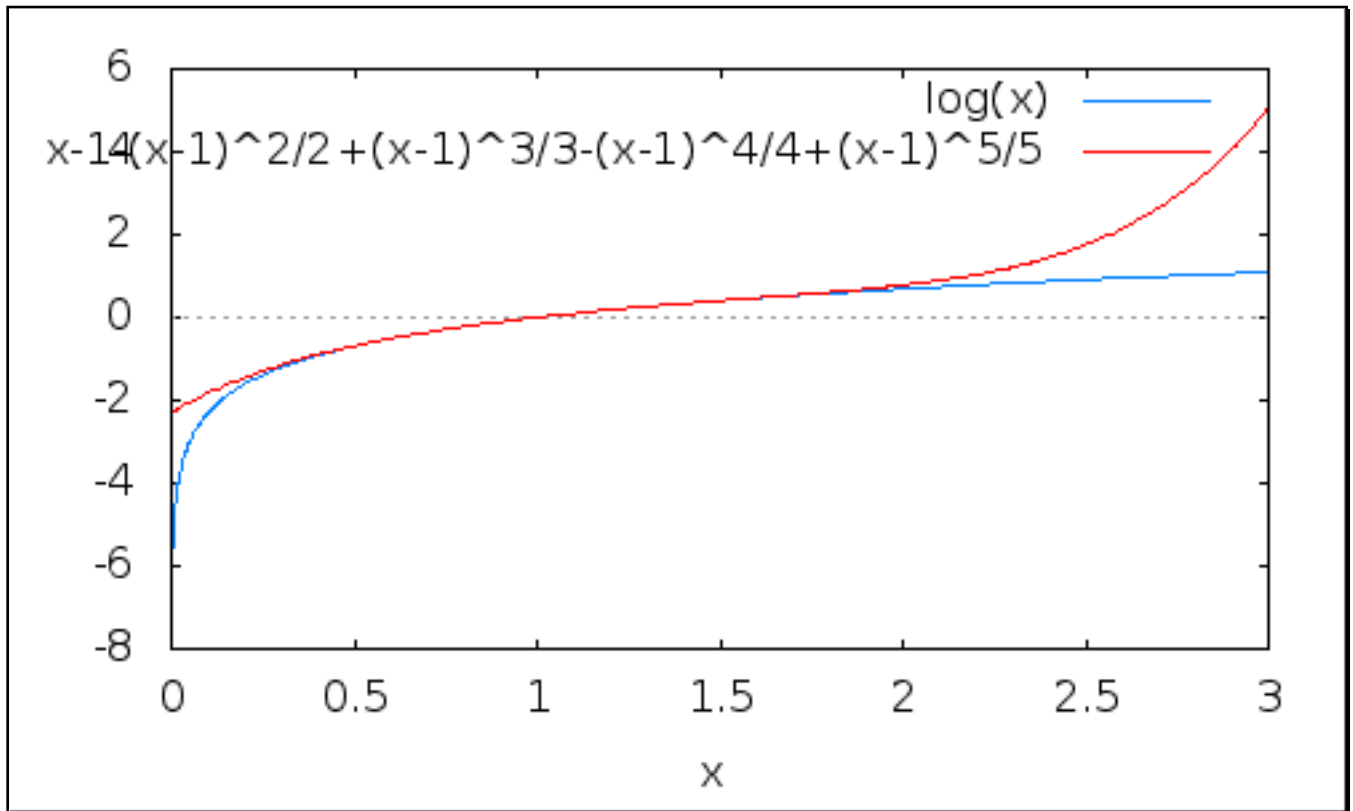
```
(%o11)/T/  $x-1-\frac{(x-1)^2}{2}+\frac{(x-1)^3}{3}-\frac{(x-1)^4}{4}+\frac{(x-1)^5}{5}+\dots$ 
```

```
(%i12) wxplot2d([log(x),r],[x,0,3]);
```

plot2d: expression evaluates to non-numeric value somewhere in plotting range.

plot2d: expression evaluates to non-numeric value somewhere in plotting range.

```
(%t12)
```



```
(%o12)
```